



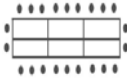








## Inn by the Sea - New Function Space Meeting Room Capacity Chart Banquet Set-Ups

Room		 Total Sq. Ft.	 Theater	 Classroom
Crescent A	30' 5" x 24'	747	60	33
Crescent B	26' 3" x 20' 10"	555	45	24
Crescent Room	56' 8" x 20' 10"	1302	100	53
Cove Room		TBD	N/A	N/A

Room		 Total Sq. Ft.	 Conference	 Hollow Square	 U-Shape
Crescent A	30' 5" x 24'	747	36	36	30
Crescent B	26' 3" x 20' 10"	555	30	30	24
Crescent Room	56' 8" x 20' 10"	1302	52	60	54
Cove Room		TBD	12	N/A	N/A

## Inn by the Sea - New Function Space Meeting Room Capacity Chart Meeting Set-Ups

Room		 Total Sq. Ft.	 Banquet w/Dance	 Banquet w/out Dance	 Reception
Crescent A	30' 5" x 24'	747	N/A	56	74
Crescent B	26' 3" x 20' 10"	555	N/A	40	55
Crescent Room	56' 8" x 20' 10"	1302	88	112	120
Cove Room		TBD	N/A	N/A	N/A